

# BRATZ™

## THE MOVIE



© MGA



**THQ**



## **⚠ WARNING: PHOTOSENSITIVITY/EPILEPSY/SEIZURES**

### **READ BEFORE USING YOUR PLAYSTATION®2 COMPUTER ENTERTAINMENT SYSTEM.**

A very small percentage of individuals may experience epileptic seizures or blackouts when exposed to certain light patterns or flashing lights. Exposure to certain patterns or backgrounds on a television screen or when playing video games may trigger epileptic seizures or blackouts in these individuals. These conditions may trigger previously undetected epileptic symptoms or seizures in persons who have no history of prior seizures or epilepsy. If you, or anyone in your family, has an epileptic condition or has had seizures of any kind, consult your physician before playing. IMMEDIATELY DISCONTINUE use and consult your physician before resuming gameplay if you or your child experience any of the following health problems or symptoms:

- dizziness
- altered vision
- eye or muscle twitches
- loss of awareness
- disorientation
- seizures
- any involuntary movement or convulsion

RESUME GAMEPLAY ONLY ON APPROVAL OF YOUR PHYSICIAN.

---

### **Use and handling of video games to reduce the likelihood of a seizure**

- Use in a well-lit area and keep as far away as possible from the television screen.
  - Avoid large screen televisions. Use the smallest television screen available.
  - Avoid prolonged use of the PlayStation®2 system.
  - Take a 15-minute break during each hour of play.
  - Avoid playing when you are tired or need sleep.
- 

Stop using the system immediately if you experience any of the following symptoms: lightheadedness, nausea, or a sensation similar to motion sickness; discomfort or pain in the eyes, ears, hands, arms, or any other part of the body. If the condition persists, consult a doctor.

### **WARNING TO OWNERS OF PROJECTION TELEVISIONS:**

Do not connect your PlayStation®2 system to a projection TV without first consulting the user manual for your projection TV, unless it is of the LCD type. Otherwise, it may permanently damage your TV screen.

### **HANDLING YOUR PLAYSTATION®2 FORMAT DISC:**

- This disc is intended for use only with PlayStation®2 consoles with the NTSC U/C designation.
- Do not bend it, crush it or submerge it in liquids.
- Do not leave it in direct sunlight or near a radiator or other source of heat.
- Be sure to take an occasional rest break during extended play.
- Keep this compact disc clean. Always hold the disc by the edges and keep it in its protective case when not in use. Clean the disc with a lint-free, soft, dry cloth, wiping in straight lines from center to outer edge. Never use solvents or abrasive cleaners.



# CONTENTS

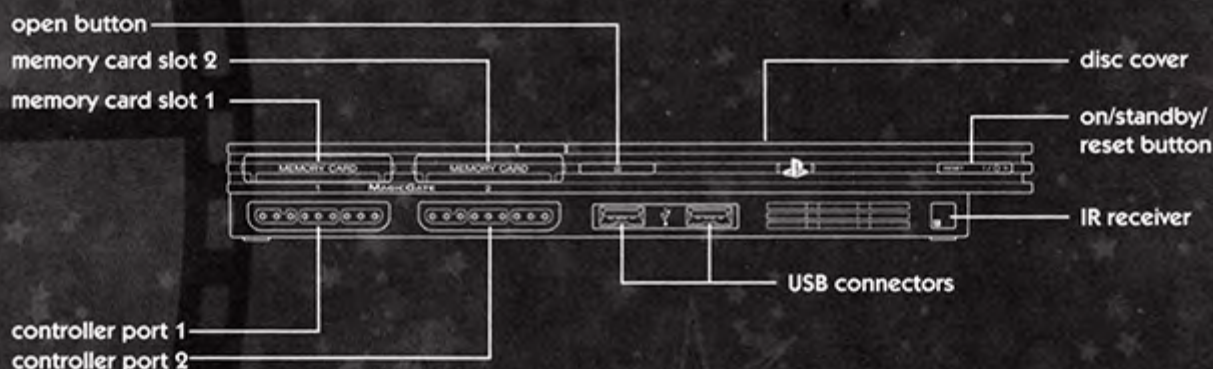
GETTING STARTED .....	2
STARTING UP .....	3
INTRODUCTION & MAIN MENU .....	4
ON THE TOWN .....	5
Making A Magazine .....	5
Sweet Skates .....	5
Cell Phone .....	6
Pets .....	7
DESIGNER DIVAS .....	8
Shopping .....	8
Design .....	9
Makeup & Hair .....	9
SHOW OFF! .....	10
Rock Out! .....	10
Strike a Pose! .....	11
Style on Ice! .....	11
ITEMS .....	12
MULTIPLAYER .....	12
CHARACTERS .....	13
LIMITED WARRANTY .....	17

# BRATZ

## THE MOVIE



# GETTING STARTED



Set up your PlayStation®2 computer entertainment system according to the instructions supplied with your system. Check that the system is turned on (the on/standby indicator is green). Insert the **Bratz™ The Movie** disc in the system with the label side facing up. Attach game controllers and other peripherals as appropriate. Follow the on-screen instructions and refer to this manual for information on using the software.

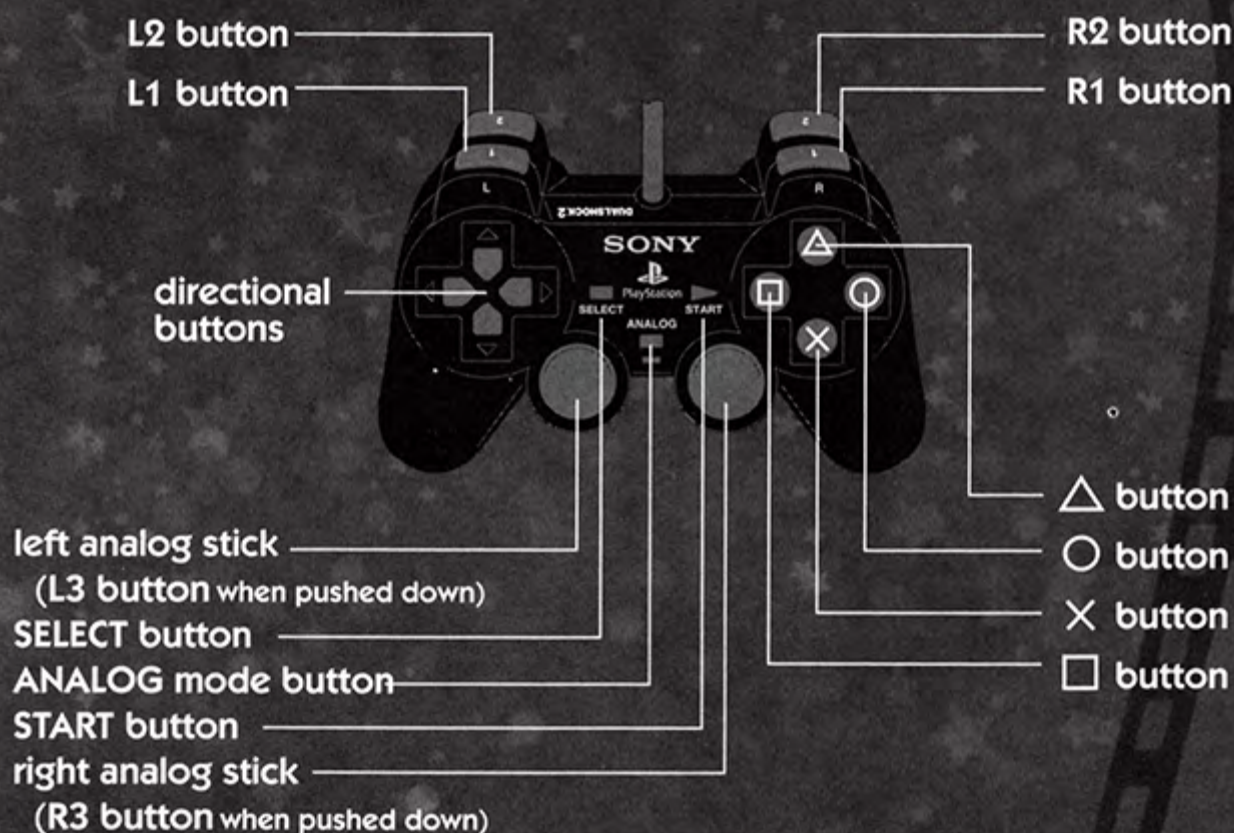
## Memory Card (8MB)(for PlayStation®2)

To save game settings and progress, insert a memory card (8MB)(for PlayStation®2) into MEMORY CARD slot 1 of your PlayStation®2 system. You can load saved game data from the same memory card or any memory card (8MB)(for PlayStation®2) containing previously saved games.



# STARTING UP

## DUALSHOCK®2 ANALOG CONTROLLER CONFIGURATIONS



## BASIC CONTROLS

Left analog stick ..... Move Character

Right analog stick.... Rotate Camera

X button..... Talk, Interact

○ button..... Enter Camera Mode

□ button..... Issue Pet Command

△ button..... Pull Out/Put Away Cell Phone

START button ..... Pause Game

SELECT button ..... Skip cutscene/movie

R2 button ..... Recenter Camera

R1 button ..... Put On/Take Off Skates



# INTRODUCTION & MAIN MENU

Join Cloe, Jade, Sasha, and Yasmin as they take you through three months in the wild life of **Bratz Magazine**. Foil the evil plans of Burdine and the Tweevils, meet up with rockin' superstar Aloncé in London and live it up like a Movie Star with the latest and greatest New York fashions!

The Main Menu will appear when starting the game.

**New Game**..... Begin a new game of **Bratz™ The Movie**

**Load Game** ..... Resume a game saved to your memory card

**Multiplayer** ..... Start a game for two players

**Options** ..... Adjust volume and access other options





# ON THE TOWN

## MAKING A MAGAZINE

You'll travel around the world in search of the hottest styles and most exciting stories to make *Bratz Magazine* the best fashion mag around!


Each girl has a new assignment each issue, and you'll have to track down hot new fashions, put together photo spreads, and complete other tasks to make their articles a reality.



Also, make sure to keep an eye out for your friends as you travel around town. You never know who might have an idea for a great article!

### SWEET SKATES

Inline skates help you zip around town, but keep under control to avoid obstacles and other people. No one looks good crashing.




### Skate Controls

- R1** button.. Put On/Take Off Skates
- button..... Brake






## CAMERA MODE

Of course the girls' phones can take pictures. Press the  button to enter Camera Mode and take a few photos.




### Camera Mode Controls

-  button..... Snap Photo
-  button..... Adjust Zoom
-  button..... Exit

Your phone only holds five photos at once, but up to three can be locked and kept forever.

## CELL PHONE

The Bratz don't go anywhere without their cell phones. Good thing, 'cause your phone's a handy little tool. Press the  button to bring up the Camera Mode.

You can use your phone to keep in touch with your friends, look at your photos, and check up on your progress. The Locate function will help you find your destination, while Home will instantly take you back to your base of operations. Customize your phone by getting new faceplates and ringtones from the phone store, and visit the music shop to load up on rockin' new songs.





## PETS

The Bratz have a chance to look after some super-cute pets from the Pet Nursery. You can keep coming back to the Nursery to spend some time with different pets, and you can pick a favorite to hang out with the whole game through. It's up to you!


### ENJOYING YOUR PET



Your pet will follow you around as you travel through the game, and can even sniff out hidden items! Give your pet treats to keep it happy and alert.

#### Pet controls

- button.....Issue Pet Command (Stay/Follow)
- button.....Give Pet a Treat



Dress your pet up in the hottest accessories from the pet store, and then enter your little four legged fashionista in pet competitions to win valuable prizes.





# DESIGNER DIVAS

## SHOPPING

The Bratz can find today's hottest fashions for sale in local stores. Try 'em on in the dressing room. Ooh! That piece is so you.

Each store carries different lines; mix-and-match to put together a look that matches your style.



Fashion



Shoes



Jewelry



Glasses



Hats




## DESIGN

Take lessons in fashion design and learn how to create all sorts of awesome new fashions! Use your new skills to design tops, pants, skirts, and even shoes. If you can't find it in the stores, why not make it yourself? Choose your own graphics, and match them with fabrics, colors, and styles to create a unique look!



## MAKEUP & HAIR

There's more to style than just clothes. Get a chic cut, then head to the makeup studio and make yourself look like a star. Buying more compacts and decals gives you more options.



Hairstyling



Makeup




# SHOW OFF!

## ROCK OUT!

Learn new songs from around the world at the new Music Academies. Take lessons in each location and then grab your guitar for a musical performance extravaganza!

Press the correct buttons in time to the music so that the Bratz can totally rock out! The more correct buttons you press, the more the Bratz will rock.





## STRIKE A POSE!

You know you've got a hot look, but how do you let the world know? Show it off on the catwalk!

Press the button combinations on screen to complete your assigned pose list. Knock 'em out with your style and poise.



## STYLE ON ICE!

What grace! What elegance! What else but ice skating? Take to the ice and show off your skills by pulling a few tricks.



### Ice Skating Controls

- button.....Brake
- × △ □ buttons...Perform Skate Tricks



# ITEMS

## Character Tokens

Each girl can find 25 tokens hidden throughout the game. You'll need your pet's help for some of them. Use the 4 different types of tokens to buy movies and artwork.



## Blingz

Cutting-edge fashion costs money, honey, and Blingz are the coin of the realm. Earn 3 different types of Blingz by completing tasks and winning competitions, or find them scattered around each level.



## Treats

Treats make pets happy, and happy pets will help you find hidden goodies. Mix ingredients to make your own treats, or buy them from pet stores.



# MULTIPLAYER

Fashion's the most fun when you enjoy it with a friend!

Choose "Multiplayer Games" from the Main Menu to pick a game for two players.



# CHARACTERS

## Cloe™

### *Nick Name: Angel*

Cloe's so creative that her whole life has become a work of art, from designing fantastic fashions to creating cool new cosmetic looks to her tendency to be dramatic! Sometimes her imagination runs away with her, but her friends help this "Angel" stay grounded!



## Jade™

### *Nick Name: Kool Kat*

Always on the cutting edge of cool, Jade's the ultimate fashionista! After checking out the latest fashion mags, the trendiest boutiques and the thrift stores, she always manages to put together looks that are completely unique and look like one "Kool Kat!"







## Sasha™

### *Nick Name: Bunny Boo*

Sasha's not afraid of confrontation, she knows who she is, what she wants, and how to get it! Fashion's a huge part of her life, but music is even more important to "Bunny Boo!" Someday you can be sure she'll be a record producer with her own fashion line!




## Yasmin™

### *Nick Name: Pretty Princess*

Sometimes Yasmin can be a little quiet, but even without opening her mouth you can sense she's special. There's just something about her that seems almost regal. But Yasmin's not pretentious! She's really open-minded and always up on alternative trends in fashion, fitness and beauty!



# The Perfect Accessories to Your DVD Collection!



Available Now!

TM & © MGA Entertainment, Inc. BRATZ™, BRATZ KIDZ™, BRATZ BABYZ™ and all related logos, names, characters, distinctive likenesses and slogans are the exclusive property of MGA. All Rights Reserved. Used under license by XLT.

MGA  
ENTERTAINMENT

XLT  
and its logo are trademarks of XLT

LIONSGATE  
[NYSE: LGF]  
www.lionsgate.com



CELEBRATING THE BRATZ FIRST THEATRICAL MOTION PICTURE!



14  
MOVEABLE  
JOINTS!

POSE LIKE  
NEVER BEFORE!



TM & © MGA inc. Bratz™ The Movie and all related logos, names, characters, distinctive likenesses and slogans are the exclusive property of MGA.



# LIMITED WARRANTY

## Warranty and Service Information

In the unlikely event of a problem with your product ("Product"), you may only need simple instructions to correct the problem. Please contact the THQ Inc. ("THQ") Customer Service Department at (818) 880-0456 or on the web at <http://www.thq.com> before returning the Product to a retailer. Live Customer Service Representatives are available to help you Monday through Friday 9am to 5pm PST or you can use our automated systems by phone or on the web 24 hours a day, 7 days a week. Please do not send any Product to THQ without contacting us first. Your 5 digit Product Code is **46118**. Please use this code to identify your Product when contacting us.

## Limited Warranty

THQ warrants to the best of THQ's ability to the original consumer purchaser of the Product that the medium on which the Product is recorded shall be free from defects in materials and workmanship for a period of ninety (90) days from the original date of purchase. The Product is sold "as is," without express or implied warranty of any kind, and THQ is not responsible for any losses or damages of any kind resulting from use of this Product. If a defect occurs during this ninety (90) day warranty period, THQ will either repair or replace, at THQ's option, the Product free of charge. In the event that the Product is no longer available, THQ may, in its sole discretion, replace the Product with a Product of comparable value. The original purchaser is entitled to this warranty only if the date of purchase is registered at point of sale or the consumer can demonstrate, to THQ's satisfaction, that the product was purchased within the last ninety (90) days.

## To receive warranty service:

Notify the THQ Customer Service Department of the problem requiring warranty service by calling (818) 880-0456 or on the web at <http://www.thq.com>. If the THQ service technician is unable to solve the problem by phone or on the web via e-mail, he will authorize you to return the Product, at your risk of damage, freight and insurance prepaid by you, together with your dated sales slip or similar proof-of-purchase within the ninety (90) day warranty period to:

**THQ Inc.  
Customer Service Department  
29903 Agoura Road  
Agoura Hills, CA 91301**

THQ is not responsible for unauthorized returns of Product and reserves the right to send such unauthorized returns back to customers.

This warranty shall not be applicable and shall be void if: (a) the defect in the Product has arisen through abuse, unreasonable use, mistreatment or neglect; (b) the Product is used with products not sold or licensed by Sony Computer Entertainment America or THQ (including but not limited to, non-licensed game enhancement and copier devices, adapters and power supplies); (c) the Product is used for commercial purposes (including rental); (d) the Product is modified or tampered with; (e) the Product's serial number has been altered, defaced or removed.

## Repairs after Expiration of Warranty

After the ninety (90) day warranty period, defective Product may be replaced in the United States and Canada for US\$25.00. The original purchaser is entitled to the replacement of defective Product for a fee, only if proof of purchase is provided to THQ. Make checks payable to THQ Inc. and return the product along with the original proof of purchase to the address listed above.

## Warranty Limitations

THIS WARRANTY IS IN LIEU OF ALL OTHER WARRANTIES AND REPRESENTATIONS. NO OTHER WARRANTIES OR REPRESENTATIONS OR CLAIMS OF ANY NATURE SHALL BE BINDING ON OR OBLIGATE THQ. ANY APPLICABLE IMPLIED WARRANTIES OR REPRESENTATIONS, INCLUDING WARRANTIES OF MERCHANTABILITY AND FITNESS FOR A PARTICULAR PURPOSE ARE HEREBY LIMITED TO NINETY (90) DAYS FROM THE DATE OF PURCHASE AND ARE SUBJECT TO THE CONDITIONS SET FORTH HEREIN. IN NO EVENT SHALL THQ BE LIABLE FOR CONSEQUENTIAL OR INCIDENTAL DAMAGES RESULTING FROM THE BREACH OF ANY EXPRESS OR IMPLIED WARRANTIES.

The provisions of this warranty are valid in the United States only. Some states do not allow limitations on how long an implied warranty lasts or exclusion of consequential or incidental damages, so the above limitations and exclusions may not apply to you. This warranty gives you specific legal rights, and you may also have other rights, which may vary, from state to state.

## Warning

Copying of this Product or any of its contents or elements is illegal and is prohibited by United States and international copyright laws. Back-up or archival copies of this Product or any of its contents or elements are not authorized and are not necessary to protect your Product. United States and international copyright laws also protect this manual and other printed matter accompanying this Product. Violators will be prosecuted.

TM and © 2007 MGA Entertainment, Inc. Game and Software © 2007 THQ Inc. Bratz™, Bratz The Movie, Bratz Boyz™, Bratzpack™ and related slogans, logos, characters, names and distinctive likenesses thereof are the exclusive property of MGA and used under exclusive license. All Rights Reserved. Developed by Blitz Games Limited. Blitz Games Limited and its logo are trademarks and/or registered trademarks of Blitz Games Limited. THQ and the THQ logo are trademarks and/or registered trademarks of THQ Inc. All rights reserved. All other trademarks, logos and copyrights are property of their respective owners.



# PLAYTHQ.COM<sup>TM</sup>

COMING SOON TO A COMPUTER NEAR YOU...

NEW  
GAMES

FAVORITE  
CHARACTERS

CHEATS  
AND  
HINTS

ACTIVITIES  
AND  
POLLS

# YOUR VIDEO GAME DESTINATION!

